



CONFIDENTIAL

Ref. 2/1/3
Inquiries: Sekole ME Tel. 015 290 7642/3 E-Mail. Sekoleme@edu.limpopo.gov.za

Date: 28 September 2018

To: The Secretary
Limpopo Legislature
Private Bag X9309
Polokwane
0700

Sir

Re: Erratum to the Annual Performance Plan 2018/19

1. Purpose

To highlight changes to be effected in the Annual Performance Plan of 2018/19 to ensure same understanding and interpretation by all users of the document.

2. Background

The Department developed and tabled its Annual Performance Plan (APP) for 2018/19 as required by the PFMA of 1999 as amended and as well as Section 5.1.1 of the Treasury Regulations. The indicators in the APP are customised by the sector and therefore common to all the nine (9) Provinces. After the APP was tabled, the sector continued to engage with Department of Planning, Monitoring and Evaluation (DPME) on the plan and this resulted in some amendments in relation to Technical Indicator Definitions (TIDs) with effect from 2018/19.

The amendments are not major to warrant re-tabling of the whole APP. The Department hereby highlight the changes to be effected in the current APP.

3. Changes to be effected

In addition to changes resulting from engagement with DPME, the Department has included changes suggested by Internal Audit which under normal circumstance, have to wait for 2019/20 to be addressed.

The table below provides details of the changes to be effected in the APP2018/19.

Page	Details	Changes to be effected
71 & 72	PPM103: A Target in numbers to be added	The 2018/19 target should be 19% [5970239*100/30607772]
71 & 72	PPM104: A Target in numbers to be added	The 2018/19 MTEF targets should be 18% [695]
71 & 73	PPM107: A Target in numbers to be added	The 2018/19 target should be 45% [72] ¹
75	SO: 1.1: Historic info to be corrected	Actual performance to be changed as follows: 2014/15: change 463 to 6 231 2015/16: change 3 100 to 463
	SO 1.2: Historic info to be corrected	Actual performance to be changed as follows: 2014/15: change 3 271 to 1 715 2015/16: change 3 500 to 3 271
78	Historic info for PPM205 to be changed	The words " New indicator" under 2014/15 column to be changed to "info not available"
78	Historic info for PPM206 to be changed	The words " New indicator" under 2014/15 column to be changed to "info not available"
92	PPM401: A Target in numbers to be added	The 2018/19 target should be 24% [8]
122	The Technical Definition for 2 PPM105 to be changed	Row 3 from the top: New Indicator: "Yes" to be changed to "No"
137	PPM223:	Row 9 from the top: New Indicator: "Yes" to be changed to "No"
137	PPM301:	Row 11 from the top: New Indicator: "Yes" to be changed to "No"
120	The Technical Indicator definitions for PPM104:	To read: Number of schools visited for monitoring and "professional support and liaison" ..." <u>Add this to Short definition:</u> "Professional support in this instance refers to the principal, SMT and teachers in a school receiving support or capacitation in areas identified as part of their core duties, e.g. management and leadership, teacher development, and subject teaching."
122	The Technical Indicator definitions for PPM106:	Method of calculation to read: Denominator: Total number of learners in public schools "with connectivity".

¹ The target of 45% equals 72 principals out of a sample of 160
Page 2 of 4

Confidential


Erratum to the Annual Performance Plan 2018/19

Page	Details	Changes to be effected
123	The Technical Indicator definitions for PPM107:	Add to Short definition: "Survey tool is called the Principal Survey Instrument/Tool Satisfactory means: the service provided by the district that has been rated as such by the surveyed school principals i.e. the recorded sum of the scores 3 and 4 as described by the 4 point scale (1=Not useful, 2=Somewhat useful, 3=Useful, 4=Very useful)"
129	The Technical Indicator definitions for PPM210:	<u>Short definition</u> to read: "The average hours spent by teachers on professional development. (Minimum of 2 hours). Professional development is defined as training provided in a formal environment, for which identified teachers (preferably as per Provincial Teacher Development Plan) and attendance recorded. Afternoon workshops are included in this definition. <u>Method of Calculation</u> to read: Numerator: Total number of hours spent by teachers who attended training provided by the department Denominator: Total number of teachers who attended the training workshops
131	PPM214: Technical Indicator definition to be amended	Short definition to include: Note: based on the allocated provincial list PEDs should report in the academic year
134	The Technical Indicator definitions for PPM218 to be changed	<u>The short definition</u> to read: "The indicator is about tracking if each learner is in possession of a mathematics textbook in grades 3, 6, 9 and 12 whether printed textbook or e-textbook. A sample of 60 schools (30 primary and 30 secondary schools) will be visited for verification and calculation of achievement. <u>Method of calculation</u> to read: "Numerator: total number of learners that have received mathematics textbooks for grades 3,6,9 and 12 in a sample of 60 randomly selected schools (30 primary and 30 secondary) Denominator: total number of learners in the 60 sampled schools Multiply by 100
134	The title and the Technical Indicator definitions for PPM219 to be changed	Amend Title to read "Percentage" Add the following at the end of the short definition paragraph: "in a (6 month period (January – June)." "Curriculum coverage refers to informal/ formative activities completed by learners".

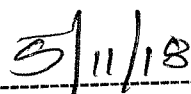


Page	Details	Changes to be effected
135	The Technical Indicator definitions for PPM219: Method of calculation to be changed	The whole method of calculation to be replaced with the following: "60 schools to be selected randomly per province. Focus on Mathematics and EFAL (if no EFAL, only focus on Mathematics). Administer standardised data collection tools through observing identified learner books (homework/classwork exercises/informal tests). Monitors should request 5 books of strongest learners, selecting one book for in-depth analysis and 4 for verification purposes). Capture results of all 60 schools on template provided. Provide completed Excel curriculum coverage sheet to DBE for calculation of the overall number and % of learner".


4. In light of the above, it is recommended that the APP2018/19 be read together with this erratum.




 Mutheiwana NB
 Head of Department



 Date



 Hon. Kgetjwe M
 MEC



 Date